

**NASHVILLE DISTRICT MANAGEMENT CORPORATION  
REVENUES & EXPENDITURES BUDGET  
July 1, 2026 - June 30, 2027**

**Fund 30005  
2026-2027  
CBID**

<b><u>REVENUE:</u></b>	Line#	
Property Assessments-CBID	1	\$ 8,898,296
Sales Tax-CBID	2	
<b>Total Revenue</b>	3	<u>\$ 8,898,296</u>
	4	
<b><u>EXPENSES:</u></b>	5	
Safety Services	6	\$ 2,812,684
Cleaning Services	7	3,163,733
Economic Development	8	704,660
Parks/Placemaking Development	9	803,072
Strategic Dev & Communications:	10	620,620
General & Administration	11	<u>793,527</u>
<b>Total Expense</b>	12	<u>\$ 8,898,296</u>
	13	
<b>NET REVENUE / (EXPENSES)</b>	14	\$ -
	15	
<b><u>SUPPLEMENTAL</u></b>	16	
	17	
<b><u>Safety Services</u></b>	18	
Staff Costs	19	\$ 258,663
Safety Services	20	1,831,947
Outreach	21	562,158
Safety Supplies	22	<u>159,917</u>
<b>Total</b>	23	<u>\$ 2,812,684</u>
<b><u>Cleaning Services</u></b>	24	
Staff Costs	25	\$ 322,460
Cleaning Services	26	2,402,338
Cleaning Supplies	27	<u>438,935</u>
<b>Total</b>	28	<u>\$ 3,163,733</u>
<b><u>Economic Development</u></b>	29	
Staff Costs	30	\$ 446,720
Business Develop/Retention/Recruitment	31	<u>257,940</u>
<b>Total</b>	32	<u>\$ 704,660</u>
<b><u>Parks/Placemaking Development:</u></b>	33	
Staffing Costs	34	\$ 357,072
Park Services	35	413,000
Placemaking Services	36	<u>33,000</u>
<b>Total</b>	37	<u>\$ 803,072</u>
<b><u>Strategic Dev &amp; Communications:</u></b>	38	
Staffing Costs	39	\$ 363,038
Downtown Guidebook	40	64,000
Image/Communications/Marketing	41	<u>193,582</u>
<b>Total</b>	42	<u>\$ 620,620</u>
<b><u>General &amp; Admin.-</u></b>	43	
Staff Costs	44	\$ 267,018
Office Rent	45	209,000
Professional Fees - Legal/Audit	46	94,482
Office Expenses	47	<u>223,027</u>
<b>Total</b>	48	<u>\$ 793,527</u>
	49	
<b>Total Expense</b>	50	<b>\$ 8,898,296</b>

**NASHVILLE DISTRICT MANAGEMENT CORPORATION**  
**REVENUES & EXPENDITURES BUDGET**  
**July 1, 2026 - June 30, 2027**

**Fund 30195**  
**2026-2027**  
**BDF**

<b><u>REVENUE:</u></b>	Line#	
Property Assessments-CBID	1	
Sales Tax-CBID	2	5,938,216
<b>Total Revenue</b>	3	<u>\$ 5,938,216</u>
	4	
	5	
<b><u>EXPENSES:</u></b>		
Safety Services	6	\$ 3,313,525
Cleaning Services	7	2,624,691
Economic Development	8	-
Parks/Placemaking Development	9	-
Strategic Dev & Communications:	10	-
General & Administration	11	-
<b>Total Expense</b>	12	<u>\$ 5,938,216</u>
	13	
<b>NET REVENUE / (EXPENSES)</b>	14	<b>\$ -</b>
	15	
<b><u>SUPPLEMENTAL</u></b>	16	
	17	
<b><u>Safety Services</u></b>	18	
Staff Costs	19	
Safety Services	20	\$ 3,186,657
Safety Supplies	21	126,868
<b>Total</b>	22	<u>\$ 3,313,525</u>
<b><u>Cleaning Services</u></b>	23	
Staff Costs	24	
Cleaning Services	25	\$ 1,827,596
Cleaning Supplies	26	797,095
<b>Total</b>	27	<u>\$ 2,624,691</u>
	28	
<b>Total Expense</b>	29	<b>\$ 5,938,216</b>



# NASHVILLE DOWNTOWN PARTNERSHIP

---

Make downtown Nashville the  
compelling urban center in the  
Southeast in which to  
**LIVE, WORK, PLAY and INVEST.**



# Downtown Boundaries

South of Jefferson



East Bank inside the Loop



Inside Interstate Loop



# \$12.7 B

Public/Private Investment  
2015 - 2025

# \$15 B

Public/Private Investment  
Under Construction & Planned



NASHVILLE  
DOWNTOWN  
PARTNERSHIP



# Our Unique Landscape

**Downtown's "POPULATION" grows with a 73% increase weekly (Friday - Sunday)**



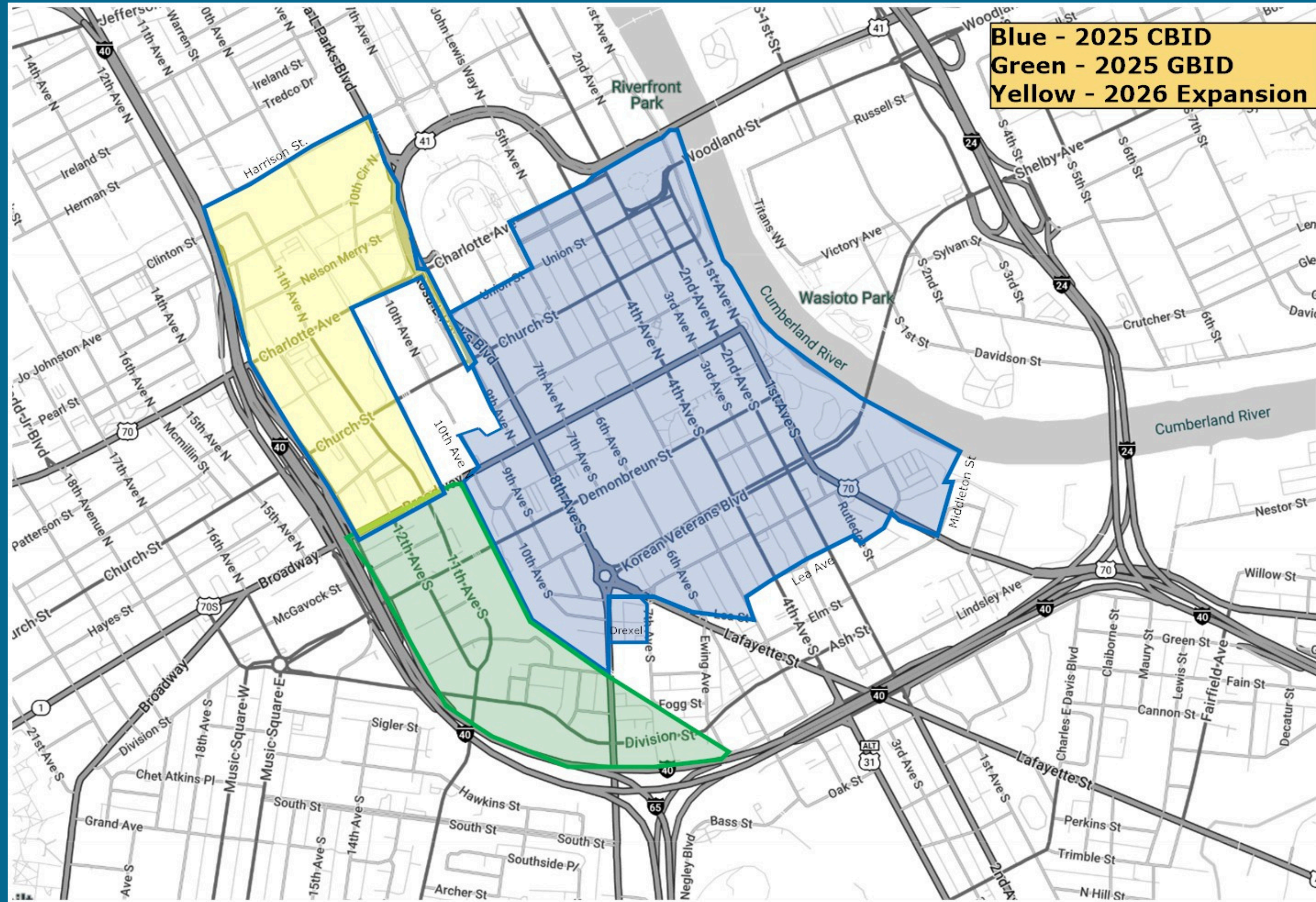
NASHVILLE  
DOWNTOWN  
PARTNERSHIP

# Downtown: Our Economic Engine

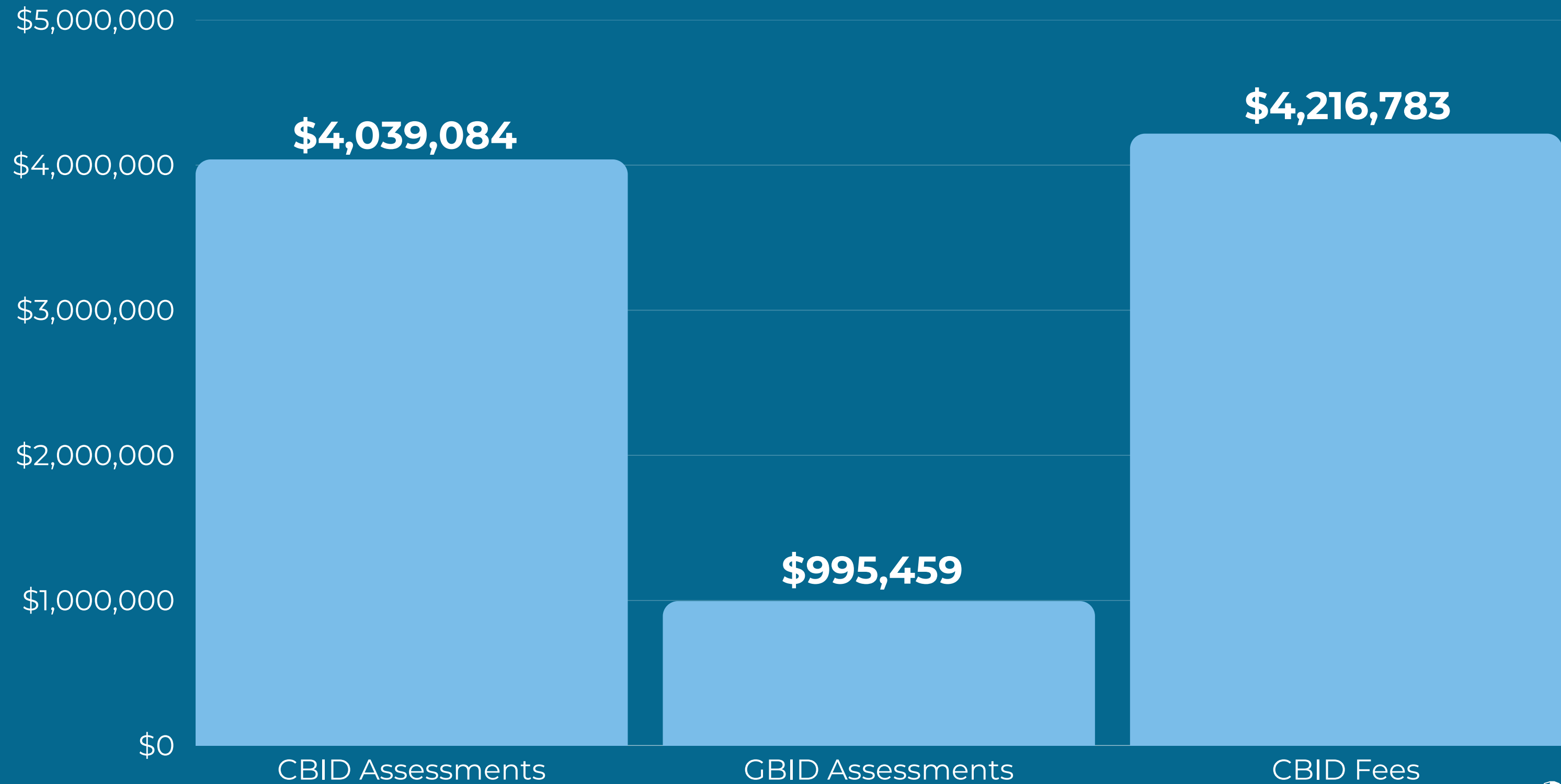
Downtown  
generates  
**12%** of  
property taxes &  
**18%** of  
retail taxes



# Downtown's Business Improvement Districts & Boundaries



# 2025 Revenue



**RESOURCE:**

Line #

Assessments - CBID	1	\$4,039,084
Assessments - GBID	2	995,459
Fee - CBID	3	4,216,783
<b>TOTAL</b>		<b>\$9,251,326</b>

**SERVICES:**

Line#

Safety Services	1	3,869,225
Cleaning Services	2	3,845,983
Economic Development	3	472,319
Parks/Placemaking	4	400,581
Strategic Dev & Communications	5	377,418
General & Administration	6	382,263
<b>TOTAL</b>		<b>\$9,347,789</b>

# Winter Storm Fern





NASHVILLE  
DOWNTOWN  
PARTNERSHIP

# Safety Services



# 2025 Safety Staff

## Field Staff

- 25.5 FTE - Ambassadors
- 8.4 FTE - ODLE

## 2025 Notable Stats

- 98K Hospitality Contacts
- 47K Business Contacts



# Outreach

## Field Staff

- 2025 - 3 FTE

## 2025 Notable Stats

- 101,500 outreach contacts
- 2,750 service connections

## Recovery Navigation

- 36 Detox/Rehab assistance
- 67 Sober living
- 30 Employment connections



# 2025 Cleaning

CBID - 37.6 FTE

GBID - 6.5 FTE

Total - 44.1 FTE

Staffing types include:

- clean ambassadors
- pressure washers
- special projects team
- sweeper operators
- supervisory staff



# 2025 Cleaning Stats

## Removed:

- 1.9M lbs of trash
- 97K lbs of cardboard recycled
- 5.1K pieces of graffiti
- 6.8K handbills
- 21.8K instances of weeds



# Pressure Washing & Sweeping

- 3.8K block faces & alleys
  - 1.9M Linear Feet
  - 358 Miles or to Knoxville and back
- 42.6K sweeper miles or 1.76 times around earth



# 2025 Equipment

Trucks:	14
UTV's:	13
Sweepers:	7
Pressure Washers:	9
Total:	43



# Economic Development

➔ Downtown Nashville ranked #1 in recovery out of 25 of the U.S.'s largest cities since the disruptions of 2020.

➔ PwC and the Urban Land Institute (ULI) ranked Nashville #6 of 81



NASHVILLE  
DOWNTOWN  
PARTNERSHIP

# Retail



# 2025 Update

83 new retail and restaurants



4.1% vacancy rate  
3.5 million SF of retail  
70% LOCAL



NASHVILLE  
DOWNTOWN  
PARTNERSHIP

# Business



# 2025 Update

- 88K Employees
- 15% Total Office Vacancy
- 20M SF Total Office Inventory

# HOTELS:

Rooms

14,129



Under Construction




4 Hotels to deliver

922 Rooms

Rooms in Planning

8,014



# RESIDENTIAL:

Rental Occupancy



93%

Under Construction




2,975 Units

Residents



22k

Units in Planning



9,846

CRANE COUNT:

15



NASHVILLE  
DOWNTOWN  
PARTNERSHIP



NASHVILLE  
DOWNTOWN  
PARTNERSHIP

# Parks & Placemaking



# Quick Stats: Church Street Park

- Park Hosts on site daily 6:30 am - 10:30 pm
- 93,979 visitors
- 60,000+ hospitality engagements
- 268 events
- Hundreds of dogs visit every day

# Nashville Downtown Arboretum:

- Class 1 TUFC certified Arboretum
- 3,000+ trees downtown
- 50 tree species
- 110 trees labeled
- Dedicated Webpage and Map Feature





NASHVILLE  
DOWNTOWN  
PARTNERSHIP

# Strategic Development & Communications



# Upcoming Events



**Downtown Neighbors  
Association  
February 4**



**Work Perks  
March 6**



**Home Tour  
April 19  
Noon - 5 PM**


# Instagram & Facebook

**Engagement:**

2025    ↑ 25%

**Followers:**

207,968    ↑ 11%



# Newsletters

- Downtown Details - 52
- Merchant Newsletter - 12
- Resident Newsletter + Meet-Up invites -  
18
- & MORE



# 2025 Parking Fund Support

Shuttle Support	\$225,239
Right of Way Landscaping	\$361,297
Equipment	<u>\$64,703</u>
Total	\$651,239

# Shuttle Program

- May 2026 will mark 24 years of service
- 3 routes - 1 Public, 1 Metro & 1 Beep
- Nearly 500 monthly pass holders
- BEEP Shuttles for Nashville Predators Games
  - Average users per event: 250+ ticket holders
- 61 Special Event service days in 2025

# Right of Way Landscaping

- 3.1 Miles of ROW on 11 Streets
- Over 54k plants installed annually
- 10 years - 2016 program start



# 2025 Equipment Purchases

2500 Chevrolet Crew Cab	\$46,703
Toro Reel Mower	<u>\$18,000</u>
Total 2025	\$64,703



# NASHVILLE DOWNTOWN PARTNERSHIP

