

**NASHVILLE DISTRICT MANAGEMENT CORPORATION
REVENUES & EXPENDITURES BUDGET
July 1, 2026 - June 30, 2027**

**Fund 30005
2026-2027
CBID**

REVENUE:	Line#	
Property Assessments-CBID	1	\$ 8,898,296
Sales Tax-CBID	2	
Total Revenue	3	\$ 8,898,296
	4	
EXPENSES:	5	
Safety Services	6	\$ 2,812,684
Cleaning Services	7	3,163,733
Economic Development	8	704,660
Parks/Placemaking Development	9	803,072
Strategic Dev & Communications:	10	620,619
General & Administration	11	793,528
Total Expense	12	\$ 8,898,296
	13	
NET REVENUE / (EXPENSES)	14	\$ -
	15	
SUPPLEMENTAL	16	
	17	
<u>Safety Services</u>	18	
Staff Costs	19	\$ 258,663
Safety Services	20	1,831,947
Outreach	21	562,158
Safety Supplies	22	159,917
Total	23	\$ 2,812,684
<u>Cleaning Services</u>	24	
Staff Costs	25	\$ 322,460
Cleaning Services	26	2,402,338
Cleaning Supplies	27	438,935
Total	28	\$ 3,163,733
<u>Economic Development</u>	29	
Staff Costs	30	\$ 446,720
Business Develop/Retention/Recruitment	31	257,940
Total	32	\$ 704,660
<u>Parks/Placemaking Development:</u>	33	
Staffing Costs	34	\$ 357,072
Park Services	35	413,000
Placemaking Services	36	33,000
Total	37	\$ 803,072
<u>Strategic Dev & Communications:</u>	38	
Staffing Costs	39	\$ 363,038
Downtown Guidebook	40	64,000
Image/Communications/Marketing	41	193,581
Total	42	\$ 620,619
<u>General & Admin. -</u>	43	
Staff Costs	44	\$ 267,018
Office Rent	45	209,000
Professional Fees - Legal/Audit	46	94,482
Office Expenses	47	223,028
Total	48	\$ 793,528
	49	
Total Expense	50	\$ 8,898,296

NASHVILLE DISTRICT MANAGEMENT CORPORATION
REVENUES & EXPENDITURES BUDGET
July 1, 2026 - June 30, 2027

Fund 30195
2026-2027
BDF

<u>REVENUE:</u>	Line#	
Property Assessments-CBID	1	
Sales Tax-CBID	2	5,938,216
Total Revenue	3	<u>\$ 5,938,216</u>
	4	
	5	
<u>EXPENSES:</u>		
Safety Services	6	\$ 3,313,525
Cleaning Services	7	2,624,691
Economic Development	8	-
Parks/Placemaking Development	9	-
Strategic Dev & Communications:	10	-
General & Administration	11	-
Total Expense	12	<u>\$ 5,938,216</u>
	13	
NET REVENUE / (EXPENSES)	14	\$ -
	15	
<u>SUPPLEMENTAL</u>	16	
	17	
<u>Safety Services</u>	18	
Staff Costs	19	
Safety Services	20	\$ 3,186,657
Safety Supplies	21	126,868
Total	22	<u>\$ 3,313,525</u>
<u>Cleaning Services</u>	23	
Staff Costs	24	
Cleaning Services	25	\$ 1,827,596
Cleaning Supplies	26	797,095
Total	27	<u>\$ 2,624,691</u>
	28	
Total Expense	29	\$ 5,938,216



NASHVILLE DOWNTOWN PARTNERSHIP

Make downtown Nashville the
compelling urban center in the
Southeast in which to
LIVE, WORK, PLAY and INVEST.



Downtown Boundaries

South of Jefferson



East Bank inside the Loop



Inside Interstate Loop



\$12.7 B

Public/Private Investment
2015 - 2025

\$15 B

Public/Private Investment
Under Construction & Planned



NASHVILLE
DOWNTOWN
PARTNERSHIP



Our Unique Landscape

Downtown's "POPULATION" grows with a 73% increase weekly (Friday - Sunday)

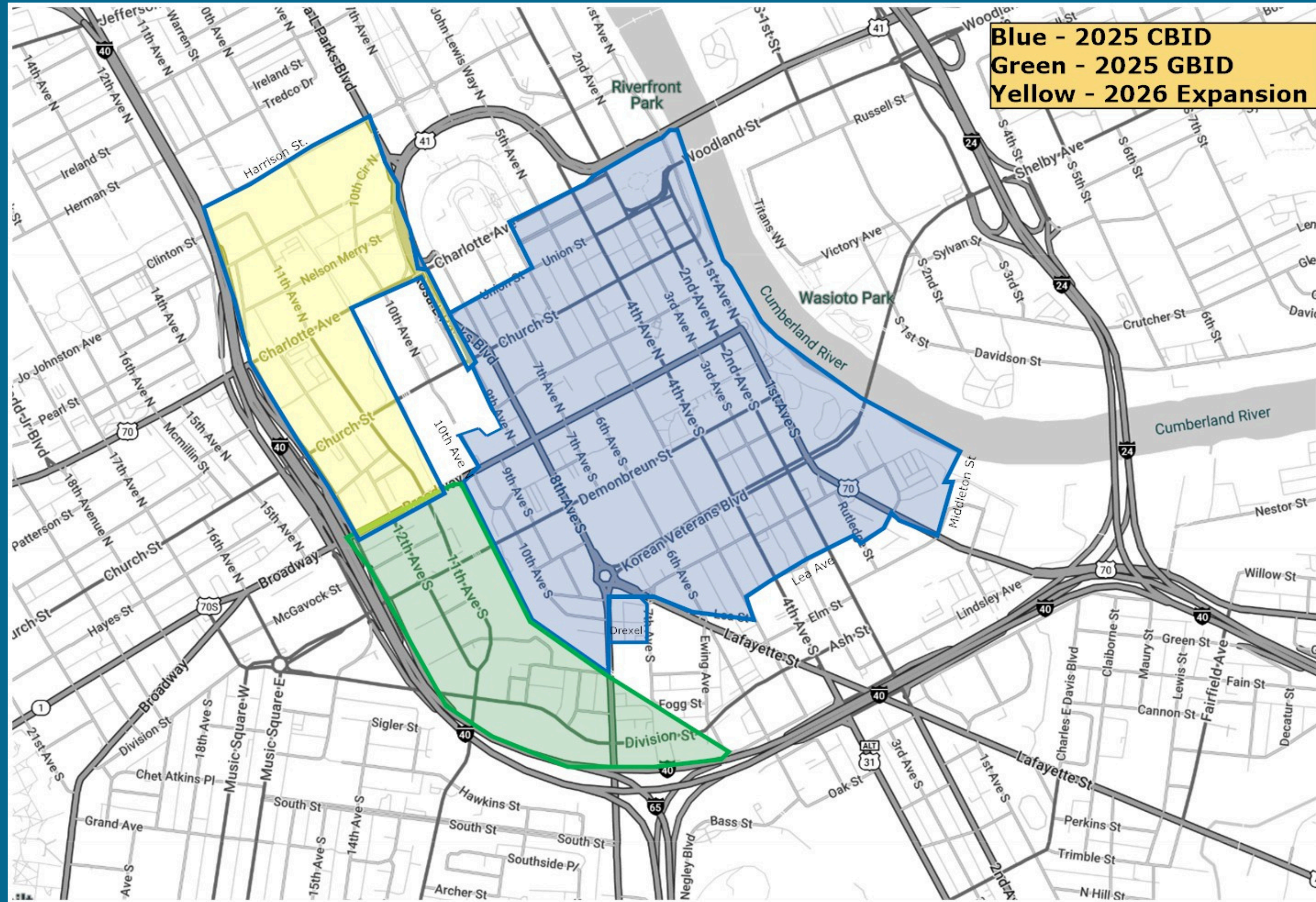


NASHVILLE
DOWNTOWN
PARTNERSHIP

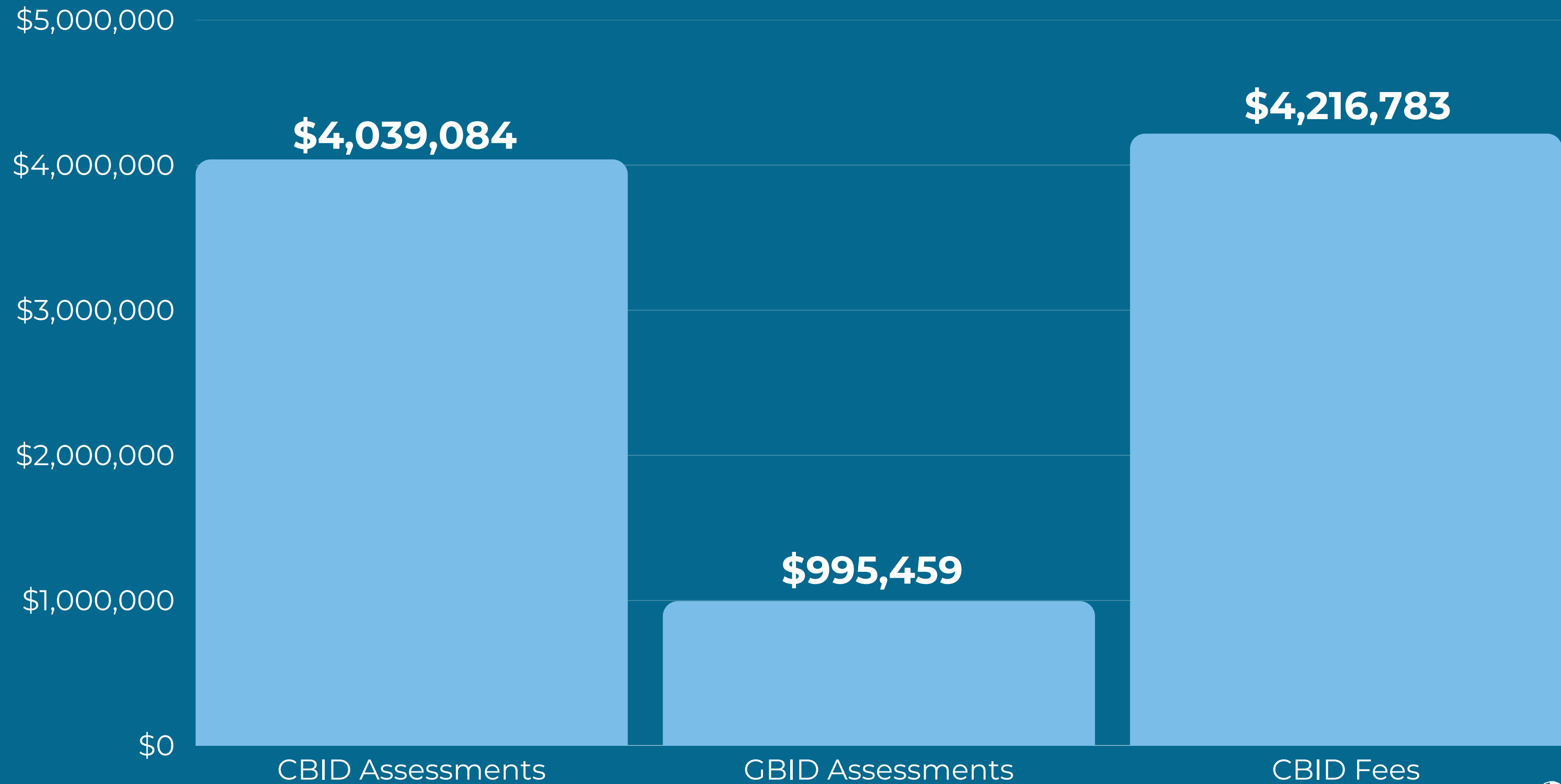
Downtown: Our Economic Engine

Downtown
generates
12% of
property taxes &
18% of
retail taxes

Downtown's Business Improvement Districts & Boundaries



2025 Revenue



RESOURCE:

	Line #	
Assessments - CBID	1	\$4,039,084
Assessments - GBID	2	995,459
Fee - CBID	3	4,216,783
TOTAL		\$9,251,326

SERVICES:

	Line#	
Safety Services	1	3,869,225
Cleaning Services	2	3,845,983
Economic Development	3	472,319
Parks/Placemaking	4	400,581
Strategic Dev & Communications	5	377,418
General & Administration	6	382,263
TOTAL		\$9,347,789

Winter Storm Fern





NASHVILLE
DOWNTOWN
PARTNERSHIP

Safety Services



2025 Safety Staff

Field Staff

- 25.5 FTE - Ambassadors
- 8.4 FTE - ODLE

2025 Notable Stats

- 98K Hospitality Contacts
- 47K Business Contacts



Outreach

Field Staff

- 2025 - 3 FTE

2025 Notable Stats

- 101,500 outreach contacts
- 2,750 service connections

Recovery Navigation

- 36 Detox/Rehab assistance
- 67 Sober living
- 30 Employment connections



2025 Cleaning

CBID - 37.6 FTE

GBID - 6.5 FTE

Total - 44.1 FTE

Staffing types include:

- clean ambassadors
- pressure washers
- special projects team
- sweeper operators
- supervisory staff



2025 Cleaning Stats

Removed:

- 1.9M lbs of trash
- 97K lbs of cardboard recycled
- 5.1K pieces of graffiti
- 6.8K handbills
- 21.8K instances of weeds



Pressure Washing & Sweeping

- 3.8K block faces & alleys
 - 1.9M Linear Feet
 - 358 Miles or to Knoxville and back
- 42.6K sweeper miles or 1.76 times around earth



2025 Equipment

Trucks:	14
UTV's:	13
Sweepers:	7
Pressure Washers:	9
Total:	43



Economic Development

➔ Downtown Nashville ranked #1 in recovery out of 25 of the U.S.'s largest cities since the disruptions of 2020.

➔ PwC and the Urban Land Institute (ULI) ranked Nashville #6 of 81



NASHVILLE
DOWNTOWN
PARTNERSHIP

Retail



2025 Update

83 new retail and restaurants



4.1% vacancy rate
3.5 million SF of retail
70% LOCAL



NASHVILLE
DOWNTOWN
PARTNERSHIP

Business



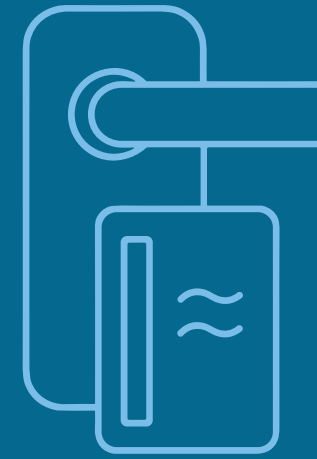
2025 Update

- 88K Employees
- 15% Total Office Vacancy
- 20M SF Total Office Inventory

HOTELS:

Rooms

14,129



Under Construction




4 Hotels to deliver

922 Rooms

Rooms in Planning

8,014



RESIDENTIAL:

Rental Occupancy



93%

Under Construction




2,975 Units

Residents



22k

Units in Planning



9,846



CRANE COUNT:

15



NASHVILLE
DOWNTOWN
PARTNERSHIP



NASHVILLE
DOWNTOWN
PARTNERSHIP

Parks & Placemaking



Quick Stats: Church Street Park

- Park Hosts on site daily 6:30 am - 10:30 pm
- 93,979 visitors
- 60,000+ hospitality engagements
- 268 events
- Hundreds of dogs visit every day

Nashville Downtown Arboretum:

- Class 1 TUFC certified Arboretum
- 3,000+ trees downtown
- 50 tree species
- 110 trees labeled
- Dedicated Webpage and Map Feature





NASHVILLE
DOWNTOWN
PARTNERSHIP

Strategic Development & Communications



Upcoming Events



**Downtown Neighbors
Association
February 4**



**Work Perks
March 6**



**Home Tour
April 19
Noon - 5 PM**


Instagram & Facebook

Engagement:

2025 ↑ 25%

Followers:

207,968 ↑ 11%



Newsletters

- Downtown Details - 52
- Merchant Newsletter - 12
- Resident Newsletter + Meet-Up invites -
18
- & MORE



2025 Parking Fund Support

Shuttle Support	\$225,239
Right of Way Landscaping	\$361,297
Equipment	<u>\$64,703</u>
Total	\$651,239

Shuttle Program

- May 2026 will mark 24 years of service
- 3 routes - 1 Public, 1 Metro & 1 Beep
- Nearly 500 monthly pass holders
- BEEP Shuttles for Nashville Predators Games
 - Average users per event: 250+ ticket holders
- 61 Special Event service days in 2025

Right of Way Landscaping

- 3.1 Miles of ROW on 11 Streets
- Over 54k plants installed annually
- 10 years - 2016 program start



2025 Equipment Purchases

2500 Chevrolet Crew Cab	\$46,703
Toro Reel Mower	<u>\$18,000</u>
Total 2025	\$64,703



NASHVILLE DOWNTOWN PARTNERSHIP

